

*Mid Copeland
GDF
Community
Partnership*



Recruitment Pack



**Mid Copeland
GDF Community Partnership**

- 3 Welcome from the Mid Copeland GDF Community Partnership Chair
- 4 What is a Geological Disposal Facility?
- 8 Mid Copeland GDF Community Partnership
- 10 Selection Criteria and Role Description
- 13 Application Form

Welcome

Dear Applicant,

Thank you very much for your interest in joining the Mid Copeland GDF Community Partnership. This is your chance to be part of the conversation about the biggest environmental protection project of our lifetime.

The Partnership plans, over a number of years, to take forward discussions about whether Mid Copeland (the electoral ward of Gosforth) could be the right place to host a Geological Disposal Facility.

The geological advice will be provided by the developer, the GDF team. The Community Partnership will be where discussions take place between the developer, Copeland Borough Council and local communities.

We are currently seeking new Community Partnership members (aged 18 or over) to join us from the following sector.

- **Tourism**

It is important that the Mid Copeland GDF Community Partnership is reflective of the community. This is important as the Community Partnership will develop a 'Programme of Activities' which responds to, and addresses, local questions raised from all sections of the community across the Search Area.

As well as recruiting members of the Mid Copeland GDF Community Partnership, we will be developing other opportunities for members of the community to become involved through subgroups and stakeholder forums. These opportunities are still in early stages, and we hope to be able to provide further details later this year.

I look forward to receiving your application. In the meantime, if you have any questions, information can be found on our website [Welcome | Mid Copeland GDF Community Partnership \(workinginpartnership.org.uk\)](https://www.midcopeland.workinginpartnership.org.uk) or by contacting the Community Partnership on 0300 369 0000 to request an application pack.

Yours faithfully,

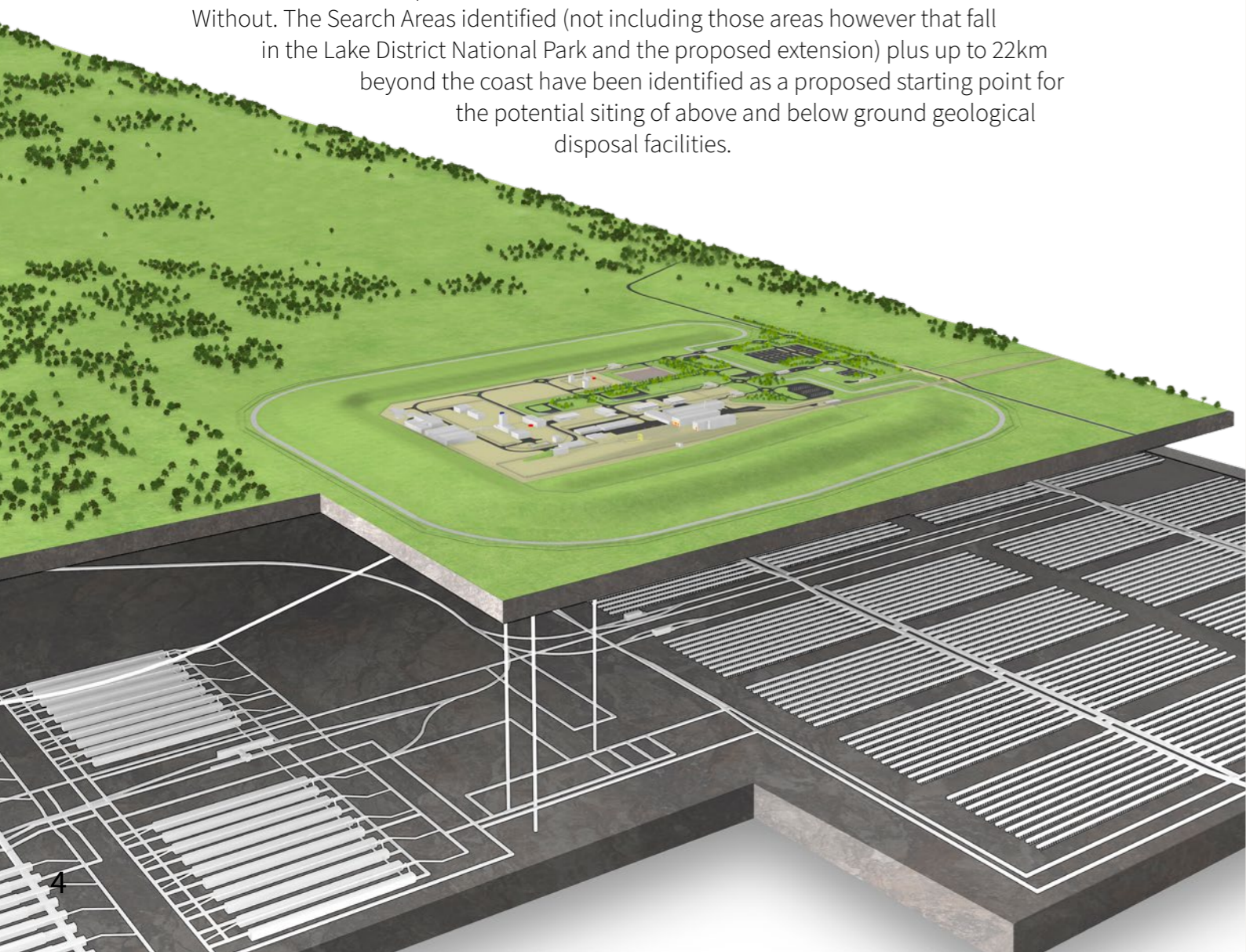
Andy Pratt
Chair, Mid Copeland GDF Community Partnership

What is a Geological Disposal Facility?

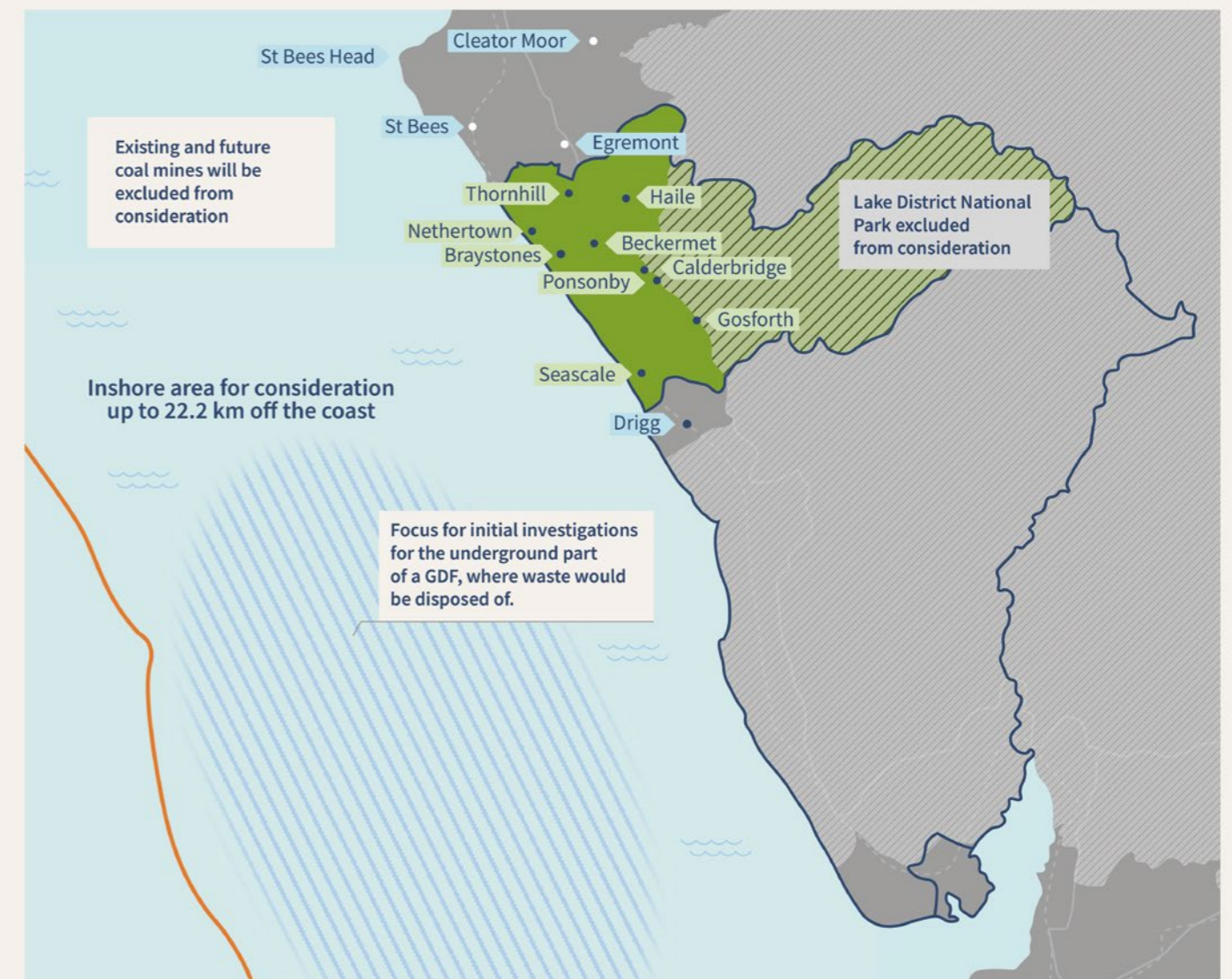
A Geological Disposal Facility, or GDF, is an underground facility designed to safely and securely dispose of radioactive waste. It involves building a series of specially designed and engineered vaults and tunnels deep underground at a depth of between 200 and 1000 metres. It could potentially be three times deeper than the height of the Shard in London, Britain's tallest building. Once the waste is placed inside a GDF, the facility is sealed. By combining engineering with the natural barrier of appropriate geology, it's designed to keep protecting people and the environment for hundreds of thousands of years, while the radioactivity fades away naturally.

What area is being considered for a GDF in Copeland?

The Mid Copeland Search Area includes the electoral ward of Gosforth. The other Search Area, South Copeland, includes the electoral wards of Millom and Millom Without. The Search Areas identified (not including those areas however that fall in the Lake District National Park and the proposed extension) plus up to 22km beyond the coast have been identified as a proposed starting point for the potential siting of above and below ground geological disposal facilities.



Mid Copeland Search Area Gosforth electoral ward



Illustrative map of Mid Copeland Search Area defined using new ward boundaries from April 2023

- Onshore area for consideration
- Excluded from consideration, retains funding
- Inshore area for consideration
- Inshore area boundary
- Electoral ward boundary

How have the views of local people been taken into consideration?

The Copeland GDF Working Group had hundreds of conversations with local people. Those wide-ranging views were considered by the Working Group and fed into this very early part of the process. As the Community Partnership progresses there will be further opportunities to continue those conversations.

What is the difference between Working Group and Community Partnership?

A Community Partnership is intended to be a larger enduring group which would take over from the Working Group and consider the possibilities of GDF siting in more detail, including further public engagement and creating a 'Community Vision' for the long-term well-being of the community. It would be a Partnership between members of the community in the Search Area, at least one Principal Local Authority (such as district or county council) and the GDF Team.

Who would be on a Community Partnership?

A Community Partnership must have at least one relevant Principal Local Authority, alongside the developer, members of the community and individuals. The aim is for the membership to be reflective of the local community in the Search Area. Community Partnerships should also seek to include representation from Parish and Town Councils, who may be recruited via a selection panel of Working Group members. Further community members would be recruited to join a Partnership as it continues to evolve over time.

Who is entitled to funding if Community Partnerships are formed?

Progressing to the formation of Community Partnerships would unlock an initial sum of up to £1m a year funding for local projects, rising to up to £2.5m per year if deep borehole investigations to assess geology take place. The funding is available to projects that would benefit communities in the Search Areas covered by the Community Partnerships. Projects that receive funding do not have to be based in the Search Area, unless that is one of the locally-specified criteria (see below), but do have to benefit the communities in the Search Area.

What can the Community Investment Funding be used for?

It can be used to fund projects, schemes or initiatives that:

- Improve community well-being – for example improvements to community facilities, enhancement of quality of life, or health and well-being.
- Enhance the natural and built environment – including cultural and natural heritage especially where there is economic benefit – eg through tourism.
- Provide economic development opportunities – for example employment, job creation, skills development, education or training, promotion of local enterprise, long-term economic development or economic diversification.

The Community Partnership may also define its own locally-specific criteria, in line with these three main principles.

What are the other benefits of a GDF?

A GDF is a multi-billion-pound infrastructure investment. It is estimated that a GDF will provide jobs and benefits to the economy for more than 100 years. Current estimates are it will directly employ around 800 skilled, well-paid staff per year, over the duration of the project, with workforce numbers rising to more than 2,000 during construction and early operations. The community that takes the opportunity to host a GDF will also receive significant additional investment.

Is there a connection between any potential for a GDF in Cumbria and plans for a deep coal mine in Whitehaven?

There are absolutely no plans to consider existing or future coal mines for the geological disposal of radioactive waste, because they are simply not suitable. The GDF Team is responsible for developing a GDF in the UK, where higher-activity radioactive waste will be disposed of, based on consent from a willing community together with a suitable site.

A GDF will be a purpose-built, highly engineered facility designed specifically for radioactive waste. The GDF Team will assess the suitability of any potential GDF location in a comprehensive evaluation process. The design and safety features must meet the stringent requirements of independent UK nuclear and environmental regulators. A coal mine would not meet these requirements.

Mid Copeland GDF Community Partnership

Mid Copeland GDF Community Partnership

One of the main objectives for the Community Partnership within the first few months of formation will be to begin the process to recruit other members, which will include the Chair.

A Selection Panel will identify additional members for the Community Partnership, based on the types of skills, knowledge and experience that the Community Partnership will need.

Currently the initial Mid Copeland Community Partnership comprises of:

- **Andy Pratt - Chair**
- **David Moore**
Representing the Relevant Principle Local Authority (RPLA).
- **Gillian Johnston**
GDF Team Community Engagement Manager, for Nuclear Waste Services (NWS)
Gillian Johnston represents the developer.
- **Other members of the Partnership**
 - Ponsonby Parish Council.
 - Beckermeth with Thornhill Parish Council.
 - Seascale Parish Council.
 - Gosforth Parish Council.
 - Drigg & Carleton Parish Council (as a non-voting member).
 - Youth Sector Representative
 - Farming Representative
 - Business Sector Representative



Community Partnership Members Selection Criteria

Candidates (aged 18 or over) must be able to demonstrate a strong connection to the Search Area/its community in the following sector:

- Tourism.

In addition to identifying with one of the four categories above, the candidates must be able to demonstrate, as a minimum, at least one of the following skills:

- Ability to act as a spokesperson for a local community/interest group/local stakeholder group.
- Ability to engage with members of the community on difficult or controversial issues.
- Ability to recruit volunteers for community/local stakeholder groups.

In addition to identifying with one of the four categories above, the candidates must be able to demonstrate at least two of the following areas:

- A positive and visible involvement in resolving one or more matters important to the local community of Copeland.
- Resident or place of work within the Search Area.
- Engagement with stakeholders representing local businesses/local causes.

In addition to identifying with one of the four categories above, the candidates must be able to demonstrate some knowledge of at least two of the following subject matters:

- The operation of local government and how decisions are made within the Partnership area.
- A broad understanding of the key issues that are relevant to the local community within the Search Area.
- The Siting Process for the Geological Disposal Facility.

Demographical Criteria

It is important that the membership of the Community Partnership is diverse and reflective of the community within the Search Area. Priority will be given to candidates who can demonstrate that they reside and/or work within the Search Area, alongside meeting the selection criteria for the community partnership (see page 10).

The role of the Community Partnership is as follows:

(As detailed in the Working with Communities Policy)

- Facilitate discussion with the community.
- Identify relevant information that people in the Search Area and Potential Host Community want or need about the siting process.
- Be the key vehicle for community dialogue with the GDF Team in Nuclear Waste Services.
- Review and refine the boundaries of the Search Area as the GDF Team in Nuclear Waste Services' investigations progress.
- Identify priorities for Community Investment Funding.
- Make recommendations to the Relevant Principal Local Authorities on the Community Partnership on whether to invoke the Right of Withdrawal and if and when to launch a Test of Public Support.
- Agree a programme of activities to develop the community's understanding of the siting process and the potential implications of hosting a GDF.
- Develop a community vision and consider the part a GDF may play in that vision.
- Monitor public opinion in relation to siting a GDF within the Search Area and the Potential Host Community.

Application Form

Key Responsibilities and Role Requirements for a member of the Community Partnership:

- A commitment to exploring the possibility of developing a Geological Disposal Facility in Mid Copeland.
- Willingness to undertake 'on boarding', continual learning and to share knowledge/skills/ experience.
- Strong inter-personal and relationship building abilities, being comfortable in an ambassadorial role for their area of interest.
- The ability to bring people together in community settings to ensure the conversation continues.
- Ability to have a presence and leave an impact when representing the Mid Copeland GDF Community Partnership.
- Ability to listen and engage effectively recognising the sensitivities of this project and the opinions of the people.
- Ability to make connections, build relationships and have continued conversations with the community/community of interest/personal employers/third party networks for the benefit of the Mid Copeland GDF Community Partnership.
- Commitment to compliance with all policies agreed and adopted by the Mid Copeland GDF Community Partnership for example the Data Protection and Information Sharing Policies.
- Provide and receive mutually beneficial support by working in a team environment.
- Experience of/or willing to engage in effective communication with a wide range of stakeholders including organisations contracted to deliver specialist services.
- Basic IT literacy skills or a willingness and capacity to develop these and use communication tools such as Microsoft Teams (training provided as required) as meetings are held electronically as well as face to face.

Personal Commitment

- Monthly Partnership meetings (face to face, electronic or hybrid).
- Preparation for meetings and events.
- Sub-group(s)/Stakeholder Forum (task and finish) meetings as appropriate.
- Liaison with community of interest/company/organisation represented.
- Understanding and commitment to confidentiality, timely delivery of information and compliance with policies.

Can you tell us a little about yourself and why you would like a place on the Community Partnership

I confirm that I meet the eligibility criteria and would like to put myself forward for a place on the Community Partnership

Name

Address


Postcode

Telephone

Email

Data Protection and GDPR - Your information will be processed in accordance with UK Data Protection laws and we have robust systems in place to keep your information safe. Your information will be stored on our secure systems and shared with relevant individuals where necessary to process your query. Please see our Privacy Policy - Mid Copeland GDF Community Partnership (workinginpartnership.org.uk)

Notes:





Tel: 0300 369 0000

Email: recruitment-midcopeland@nda.gov.uk

gdfinfo-midcopeland@nda.gov.uk

Website: midcopeland.workinginpartnership.org.uk

Post: Mid Copeland GDF
Community Partnership,
GDF Enquiries,
PO Box 734, Swansea,
SA1 9RP



Mid Copeland
GDF Community Partnership